

Sloatsburg Food Pantry

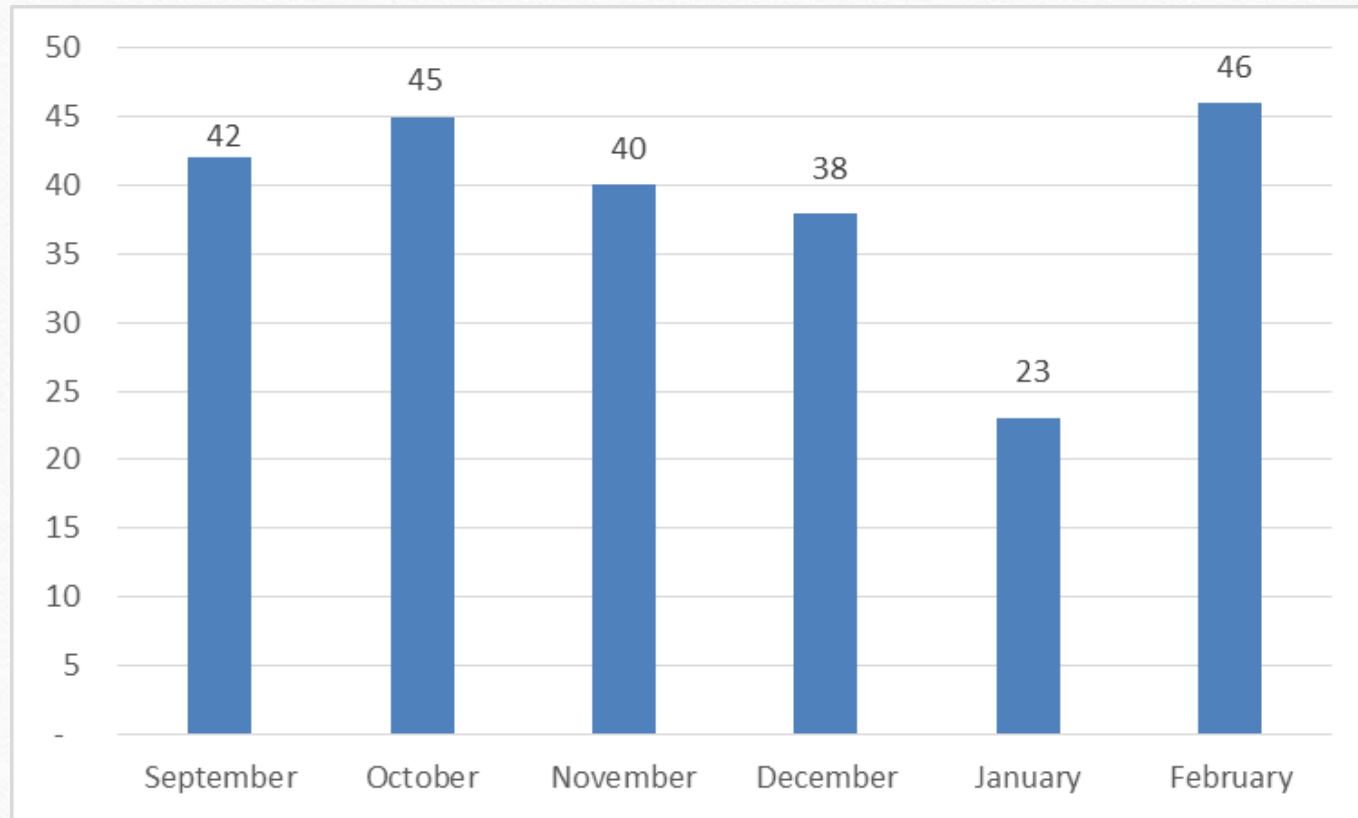
Six Month Recap
September 2022 – February 2023

The mission of the Sloatsburg Food Pantry, Inc. is to work together as a community to provide supplemental, nutritionally balanced food to those in need while respecting the dignity of each person we serve.

Families Served

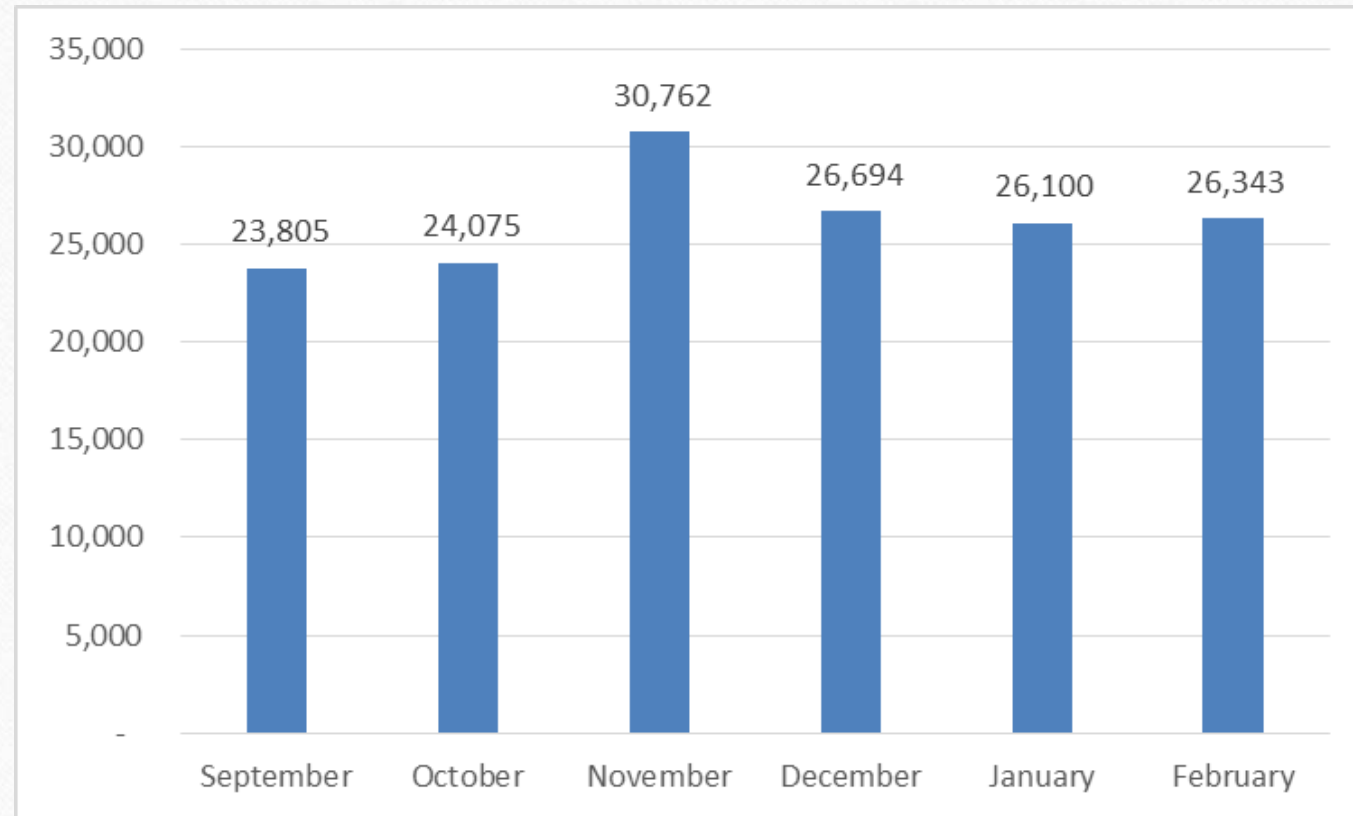
	Total Households	Children	Adults	Seniors	Total Individuals
September	759	870	1,325	450	2,645
October	779	878	1,334	463	2,675
November	974	1,146	1,711	561	3,418
December	828	983	1,543	440	2,966
January	865	915	1,516	469	2,900
February	891	906	1,574	447	2,927

New Families



Averaging 39 per month

Meals Served

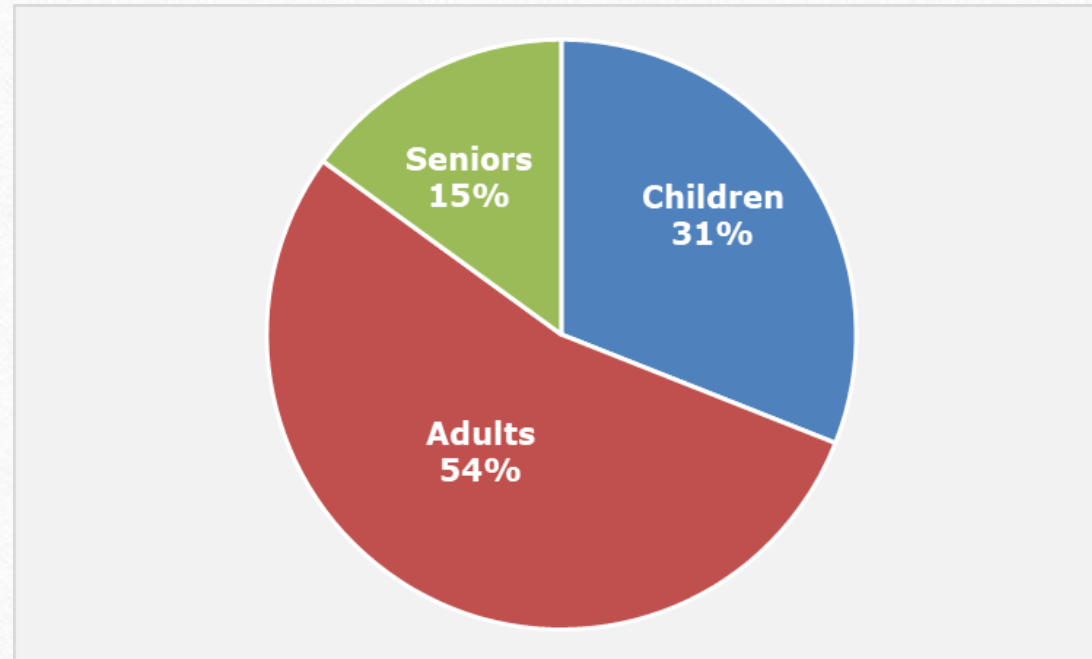


November is traditionally our highest month

Breakdown by Family Size

Family Size	Sep	Oct	Nov	Dec	Jan	Feb
1-2	313	322	373	303	337	357
3-4	192	207	266	240	286	298
5-6	199	202	268	224	201	198
7-8	46	40	58	54	37	31
9+	9	8	9	7	4	7
Totals	759	779	974	828	865	891

Breakdown by Age Group



Cost & Weight Summary

	Sep	Oct	Nov	Dec	Jan	Feb
Total Costs	\$ 17,507.06	\$ 7,916.32	\$ 11,394.16	\$ 6,621.60	\$ 7,234.07	\$ 9,883.91
Est Cost Per Individual	\$ 5.80	\$ 2.98	\$ 2.61	\$ 1.99	\$ 2.49	\$ 3.38
Est Meal Cost	\$ 0.64	\$ 0.33	\$ 0.29	\$ 0.22	\$ 0.28	\$ 0.38
Total Weight	22,753	27,212	31,831	28,746	30,046	30,209

Adjusted monthly food budget to \$10,000 in October

Household & Client Changes by Year

2014 - 2022

	Actuals for 2014		Actuals for 2015		Actuals for 2016	
	2014	Increase over 2013	2015	Increase over 2014	2016	Increase over 2015
Households	2042	38.5%	2200	7.7%	2383	8.3%
Clients	7323	42.9%	7505	2.5%	8331	11.0%
	Actuals for 2017		Actuals for 2018		Actuals for 2019	
	2017	Increase over 2016	2018	Decrease over 2017	2019	Change from 2018
Households	2748	15.3%	2633	-4.2%	2727	3.6%
Clients	9323	11.9%	8941	-4.1%	8616	-3.6%
	Actuals for 2020		Actuals for 2021		Actuals for 2022	
	2020	Change from 2019	2021	Change from 2020	2022	Change from 2021
Households	5189	90.3%	7387	42.4%	8614	16.6%
Clients	15769	83.0%	23773	50.8%	29566	24.4%

2022 Grant Summary

- Rockland County CDBG-CV CARES for \$240,948.05.
- Rockland County Food Security Grant for \$21,450.
- United Way Emergency Food and Shelter Program (EFSP), Phase 39 for \$7,500.
- United Way Emergency Food and Shelter Program (EFSP), ARPA-R for \$26,400.
- Episcopal Charities Basic Human Needs grant for \$11,000.
- Episcopal Charities COVID-19 Relief grant for renovation \$5,000.
- Episcopal Charities Bulk Buy Grant with Driscoll for \$3,000.
- Regional Food Bank Gratitude Grant for \$9,256.97.
- Regional Food Bank HPNAP Grant for \$35,000.
- Rockland Community Foundation (gift cards) for \$550.

2022 Volunteer Summary

- Volunteers donated 4,200 hours in 2022.
- A minimum of 120 volunteers are requested each month. Many volunteers come in for multiple shifts.
- We have 50 very active volunteers.
- We see new volunteer applications weekly and communicate with over 400 people when sending our monthly update and volunteer opportunities.
- For the holiday / new year, we will be gifting 120 volunteers with an SFP designed mug.